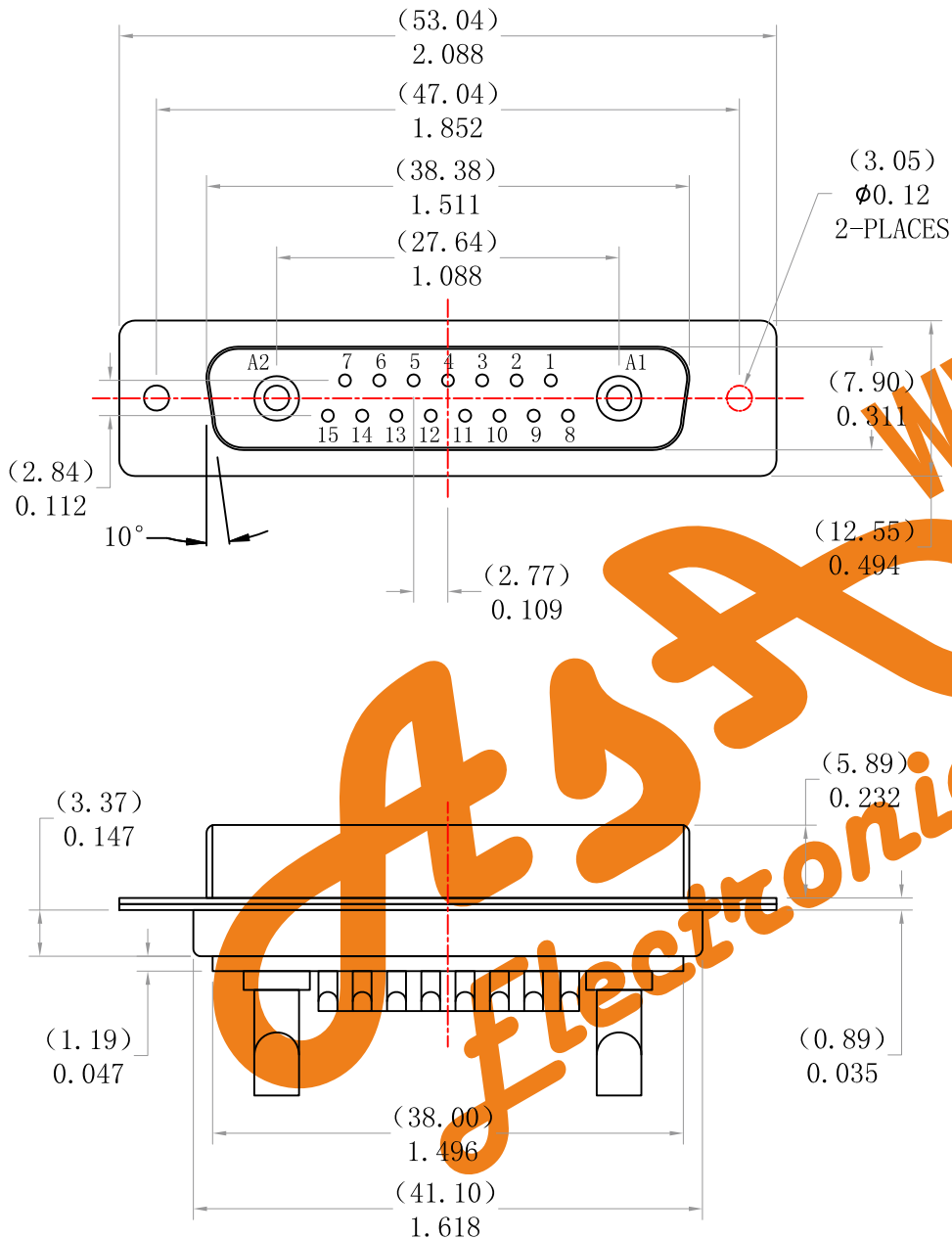
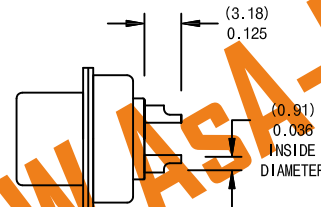


POWER D-SUB 17W2 SOLDER CUP-FEMALE

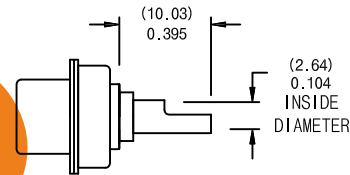
ROHS COMPLIANT



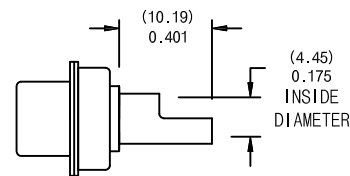
NOTE:
SIGNAL AND POWER CONTACTS
COME PRE-LOADED INTO INSULATORS



SIGNAL CONTACTS
ACCEPTS UP TO 20 AWG WIRE



20 AMP POWER CONTACTS
ACCEPTS UP TO 12 AWG WIRE



40 AMP POWER CONTACTS
ACCEPTS UP TO 8 AWG WIRE

SPECIFICATIONS:

ELECTRICAL:

INSULATOR RESISTANCE: 5,000 MegOHMS Min.
DIELECTRIC WITHSTANDING: 1,000 VAC r. m. s.
OPERATING TEMPERATURE: -55°C ~ +125°C
CONTACT RESISTANCE: 30 MILLIOHMS Max.
POWER PINS: SEE PART No. BELOW
SIGNAL PINS: 3AMPS

MECHANICAL:

CONTACT INSERTION FORCE: 4.5kg Max
CONTACT SEPARATOR FORCE: 0.3kg Min
MATERIALS:
CONTACTS: BRASS
INSULATOR: PBT UL94V-0 RATED,
230°C PROCESS TEMP.

SHELL:

FINISH:

SHELL:

NICKEL

Ordering Code:

PDB17W2	-F	-G0	-B	-20	-00
①	②	③	④	⑤	⑥

- ① Series
- ② Contact Type:
M:Male F:Female
- ③ Contact NO.:
G0: Gold flash G1: 3u" Gold
G2: 5u" Gold G3: 10u" Gold
G4: 15u" Gold G5: 30u" Gold
- ④ Insulation Color Code:
B:Black L:Blue
W:White
- ⑤ Power AMP:
10 = 10AMPS; 20 = 20AMPS;
30 = 30AMPS; 40 = 40AMPS;
- ⑥ Series no

Unless Otherwise specified tolerance
X:±0.35
X.X:±0.25
X.XX:±0.20
X.XXX:±0.15

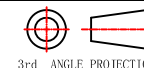
SCALE: 1:1 UNIT:
IN (mm)

DRAWN: junfon H

CHECKED: YANG

12/5/3

DATE



WWW.AsA-Elec.com

AsA Electronic Co.

Tel: (+98) 21 66 73 56 82 Mob: (+98) 912 03 161 02

TITLE:
POWER D-SUB 17W2 SOLDER CUP-FEMALE

DRAWING NO: PDB17W2-FXXXXX00

PRODUCT NO: PDB17W2-FXXXXX00